

25th Annual Midwest Norwegian Fjord Horse Club – Sponsored Horse Show

THE place to be in July!

Blue Earth, MN - July 19 – 21, 2010

PLEASE READ THIS PACKET IN FULL

Dear Exhibitor enclosed you will find the following:

- 1) Class Schedule
- 2) Entry Form (**one form for each exhibitor**)
- 3) Versatility award form and qualifications for the Versatility Award (Must be filled out)
- 4) Class descriptions
- 5) Rules
- 6) Patterns for Driving, Jumping, Trail, Farm Hitch
- 7) Sponsorship
- 8) Stall reservations form
- 9) Membership dues form

Please Send:

Entry Form, copy of registration papers and current Coggins papers, membership form/dues and payment for classes **made out to MWFHC** to:

Jessica Reuterskiold, MWFHC Show Co-Chairman
1209 E. Milwaukee Ave.
Janesville, WI 53545

For questions about the show contact: Kathy Blaszczyk, MWFHC Show Co-Chairman at:
kblaszczyk@yahoo.com or 262-692-3521

Stall Reservations and Payment to:

Roger & Diane Whitney, Stall Managers
241 1st Ave. SW
PO Box 641
Winnebago, MN 56098

Qualification Forms (Versatility – Youth – Adult) to:

Andrew Hinrichs, Specialty Awards Manager
24853 Aurdal River Rd.
Fergus Falls, MN 56537

Sponsorship Form and Payment to:

Anne Weyker
6737 Clay Ridge Rd.
Cedar Grove, WI 53013

NOTICE
Due to liability issues, **NO ONE**
is to arrive at the fair grounds until
Saturday AM, July 17, 2010

Entries are due July 1, 2010 – a late fee of \$14.00 per class for entries postmarked after July 1, 2010

Hotel Information

Blue Earth Super 8 (507) 526-7376
AmericInn (507) 526-4215
Beacon Motel (507) 526-2706
Fairmont Super 8 (507) 238-9444

PLEASE read your packet in full. Contact us with any questions, email kblaszczyk@yahoo.com or call (262) 692-3521 – leave a message and I will return your call ASAP.

Thank you. We are looking forward to seeing you at Blue Earth!

Jessica Reuterskiold & Kathy Blaszczyk

25th Annual Midwest Norwegian Fjord Horse Show
Organized by the Midwest Fjord Horse Club, Blue Earth, MN- July 19-21, 2010

CLASS SCHEDULE

Monday, July 19th	
9:00 AM	
1. Yearling Colts	16. Showmanship Youth (Age 13-18)
2. Stallions 2 & 3 Years Old	17. Showmanship Youth (Age 12 & Under)
3. Stallions 4 & Over	<i>Break/Setup</i>
Grand & Reserve Stallions (1st & 2nd Place From Classes 1-3)	1:00 PM
4. Yearling Geldings	18. Adult Trail (Age 19 & Over)
5. Geldings 2 & 3 Years Old	19. Youth Trail (Age 18 & Under)
6. Geldings 4 & 5 Years Old	20. Walk/Trot & In Hand Combination Trail
7. Geldings 6 & Over	<i>Break/Take Down</i>
Grand & Reserve Geldings (1st & 2nd Place From Classes 4-7)	21. Single Pleasure Driving- Men
8. Yearling Fillies	22. Single Pleasure Driving- Women
9. Fillies 2 & 3 Years Old	23. Pleasure Driving Youth – Single Or Team
10. Mares 4& 5 Years Old	24. Adult Single Reinsmanship (Age 19 & Over)
11. Mares 6 & Over	25. Youth Single Reinsmanship (Age 18 & Under)
12. Broodmares	<i>Break/Setup</i>
Grand & Reserve Mares (1st & 2nd Place From Classes 8-12)	26. Single Log Skid- Men
13. Get of Sire	27. Single Log Skid- Women
14. Produce of Dam	28. Single Log Skid- Youth
15. Showmanship Adult (Age 19 & Over)	29. Team Log Skid
	<i>Break/Setup</i>
Tuesday, July 20th	
9:00 AM	One (1) hour after last morning class
31. Turnout	41. Single Driving 1 st Year- Green Horse
32. Drive & Ride	42. Single Driving Maiden Horse (Never Won 1 st or 2 nd)
33. Adult English Pleasure (Age 19 & Over)	43. Novice Single Pleasure Driving-Men
34. Youth English Pleasure (Age 18 & Under)	44. Novice Single Pleasure Driving-Women
35. Adult English Equitation (Age 19 & Over)	45. Tandem
36. Youth English Equitation (Age 18 & Under)	46. Team Pleasure Driving- Men
37. Green Horse Walk/Trot- English	47. Team Pleasure Driving- Women
38. Suitability For Dressage	48. Team Reinsmanship
<i>Break/Setup</i>	49. Unicorn
39. Hunter Hack	50. Four Horse Hitch
40. Low Hunter Over Fences	
Wednesday, July 21st	
9:00 AM	1:00 PM
51. Adult Western Pleasure (Age 19 & Over)	61. Gambler's Choice* A. Adult (Age 19 & Over) B. Youth (Age 18 & Under)
52. Youth Western Pleasure (Age 18 & Under)	62. Double Jeopardy* A. Adult (Age 19 & Over) B. Youth (Age 18 & Under)
53. Adult Western Horsemanship (Age 19 & Over)	63. Pick Your Route* A. Adult (Age 19 & Over) B. Youth (Age 18 & Under)
54. Youth Western Horsemanship (Age 18 & Under)	64. Adult Plug Race (Age 19 & Over)
55. Adult Walk/Trot- English or Western (Age 19 & Over)	65. Youth Plug Race (Age 18 & Under)
56. Youth Walk/Trot- English or Western (Age 18 & Under)	66. Adult Barrel Race (Age 19 & Over)
57. Green Horse Walk/Trot- Western	67. Youth Barrel Race (Age 18 & Under)
58. Youth Leadline (Age 7 & Under)	68. Adult Pole Bending (Age 19 & Over)
<i>Brief Break</i>	69. Youth Pole Bending (Age 18 & Under)
59. Adult Costume Class (Age 19 & Over)	70. Ride A Buck
60. Youth Costume Class (Age 18 & Under)	71. Farmer's Game Race

***Section A & B of each class will be run simultaneously, but results announced separately ***

Entry Form
One Form required for each EXHIBITOR

Entry Fee: \$3.00 per class (**Member**) or **\$10.00 per class (Non-Member)**
IF postdated by mail before July 1, 2010. Late entry fee of \$14.00 per class.

Exhibitor:		
Horse Owner:		
Address:		
Phone:	()	Email:

Horse #1		Registration #	
Horse #2		Registration #	
Horse #3		Registration #	
Horse #4		Registration #	

Horse #1	1	2	3	4	5	6	7	8	9	10	11	12	13	14	15	16	17	18	19	20
	21	22	23	24	25	26	27	28	29	30	31	32	33	34	35	36	37	38	39	40
	41	42	43	44	45	46	47	48	49	50	51	52	53	54	55	56	57	58	59	60
	61	62	63	64	65	66	67	68	69	70	71									

Horse #2	1	2	3	4	5	6	7	8	9	10	11	12	13	14	15	16	17	18	19	20
	21	22	23	24	25	26	27	28	29	30	31	32	33	34	35	36	37	38	39	40
	41	42	43	44	45	46	47	48	49	50	51	52	53	54	55	56	57	58	59	60
	61	62	63	64	65	66	67	68	69	70	71									

Horse #3	1	2	3	4	5	6	7	8	9	10	11	12	13	14	15	16	17	18	19	20
	21	22	23	24	25	26	27	28	29	30	31	32	33	34	35	36	37	38	39	40
	41	42	43	44	45	46	47	48	49	50	51	52	53	54	55	56	57	58	59	60
	61	62	63	64	65	66	67	68	69	70	71									

Horse #4	1	2	3	4	5	6	7	8	9	10	11	12	13	14	15	16	17	18	19	20
	21	22	23	24	25	26	27	28	29	30	31	32	33	34	35	36	37	38	39	40
	41	42	43	44	45	46	47	48	49	50	51	52	53	54	55	56	57	58	59	60
	61	62	63	64	65	66	67	68	69	70	71									

For **GET OF SIRE** and **PRODUCE OF DAM**, please include a sheet with the name of the SIRE and the three horses to be shown and/or the name of the DAM and the two get to be shown.

No. of Classes Entered		@ \$3.00 per Class (Club Member) or \$10.00 per Class (Non-Club Member) → Subtotal:	\$
# of Gate Passes Needed		NO CHARGE	

Total Amount Due:		\$
Make checks payable to: Midwest Fjord Horse Club	Send entries to:	Jessica Reuterskiold
		1209 E. Milwaukee Street Janesville, WI 53545
	Phone:	(608) 921-5102
	E-Mail:	Ponygirl4life@yahoo.com

I hereby enter the above horses at my own risk. I further agree that if any damage to myself, my horse or my equipment occurs, I will make no claims against Faribault county Fair or the Midwest Fjord Horse Club.

EXHIBITOR SIGNATURE:	
PARENT/GUARDIAN:	

- Need to send:
1. This form filled out completely.
 2. Check made payable to the Midwest Fjord Horse Club.
 3. Copy of Registration papers for each horse entered.
 4. Copy of negative Coggins papers for each horse entered.

Show Office Use Only
Check #: _____
CK Total: _____
Date Rec'd: _____

Membership Information for the Midwest Fjord Horse Club

Name: _____
Farm name: _____
Address: _____
City, state, ZIP: _____
Phone: _____
Email address: _____

Optional Business Listing:

Unless you indicate otherwise, all information you provide below will be listed on the MWFHC website at <http://mwfhc.org> and once a year in our newsletter. Please see "Dues" below for the Business Listing fee.

Website address: <http://> _____

Stallion name(s): _____

Brief description of the Fjord-related products or services you offer (can use the back of this sheet too):

Please indicate if you do **not** want certain information listed on the MWFHC website. (*circle all that apply*):

Street address / Telephone / Email / Other: _____

Annual Dues:

- Individual: \$15.00 per year (1 vote)
 Family: \$25.00 per year (2 votes)
 Business Listing (optional): \$5.00 per year in addition to the individual or family fee

Annual membership is effective from July 1 to June 30. Dues are delinquent on September 1. New memberships paid on or after January 1 of *this* calendar year will be current through June 30 of the *next* calendar year.

Lifetime Dues:

- Individual: \$150.00 one time payment (1 vote)
 Family: \$250.00 one time payment (2 votes)

Business Listing is included at no extra charge.

Please make your check or money order payable to MWFHC.

Send this form and payment to:

DeeAnna Weed
MWFHC Membership
669 Woodchuck Drive
Postville IA 52162

**HELP NEEDED
WITH SPONSORSHIPS FOR
25TH ANNIVERSARY SHOW**

The MWFHC is making an all-out effort to obtain sponsorships for this year's Blue Earth horse show and members are being asked to help. A number of Blue Earth businesses are also being encouraged to make donations to help make our 25th anniversary show a truly special event!

Sponsorships are designated as follows:

- Blue Ribbon - \$500
- Red Ribbon - \$350
- White Ribbon - \$200
- Pink Ribbon - \$100
- Yellow Ribbon - \$50
- Green Ribbon - \$25

Sponsorship monies will help pay for trophies for each class as well as for special awards. Donors may specify the specific class(es) they wish to sponsor for each \$25 donated. The sponsorship donations will also help pay for a special 25th anniversary booklet, banners and other expenses at this very special show.

Members are asked to consider a personal donation in any amount to support our efforts. Also, please encourage donations from businesses in your area. Recognition will be given both in the show booklet and in announcements during this year's show.

Prize for Highest Sponsorship Total:

As an added incentive, the member raising the highest dollar amount in sponsorships will receive a special prize, which will be presented at the Sunday night meeting prior to the show.

Please return the included sponsorship document with sponsors' checks - to Anne Weyker, treasurer, no later than July 1. Questions: Contact Anne at anneweyker@yahoo.com or 262-285-3717.

Please list sponsors on the form located on the back of this page.

SPONSORSHIPS FOR BLUE EARTH 2010

Class Sponsorships - \$25

Award Sponsorships - \$50

Member Obtaining Sponsors:			
Phone No:		E-Mail:	
Address:			
1	Name of Sponsor/Farm/Business:		
	Address & Phone Number:		
	Class(es) Preferred:		
	Award Sponsorship:		
2	Name of Sponsor/Farm/Business:		
	Address & Phone Number:		
	Class(es) Preferred:		
	Award Sponsorship:		
3	Name of Sponsor/Farm/Business:		
	Address & Phone Number:		
	Class(es) Preferred:		
	Award Sponsorship:		
4	Name of Sponsor/Farm/Business:		
	Address & Phone Number:		
	Class(es) Preferred:		
	Award Sponsorship:		
5	Name of Sponsor/Farm/Business:		
	Address & Phone Number:		
	Class(es) Preferred:		
	Award Sponsorship:		
6	Name of Sponsor/Farm/Business:		
	Address & Phone Number:		
	Class(es) Preferred:		
	Award Sponsorship:		

RETURN by JULY 1st WITH CHECKS ATTACHED TO:

**Anne Weyker – Treasurer
6737 Clay Ridge Road
Cedar Grove, WI 53013**

Sponsorship Use Only
Check #: _____
CK Total: _____
Date Rec'd: _____

Midwest Fjord Horse Club Annual Show

STALL FORM

July 19-21, 2010

NOTICE

Tack stalls will be available if open stalls are available. Horses are given first opportunities. If tack stalls are available, it will be announced.

YOU MUST STRIP YOUR STALL COMPLETELY.

Number of horses you are bringing:

Number of stalls needed at \$15.00 per stall:

Stallion stalls needed at \$15.00 per stall:

Total payment enclosed:

Number of people attending the Annual Meeting:

Names:

Please return this Form by July 10, 2010

Make checks payable to: **Midwest Fjord Horse Club**

Send Stall Form and Payment to:

Roger & Diane Whitney, Stall Managers
241 1st Ave. SW
PO Box 641
Winnebago, MN 56098

Stall Office Use Only

Check #: _____

CK Total: _____

Date Rec'd: _____

This page left intentionally blank

Qualification for the Versatility Award

NOTE: To qualify for the Versatility Award, please fill out the form enclosed in your show packet and send the form to Andrew Hinrichs by July 1, 2010.

The versatility Award is given to the HORSE with the most points earned in the following classes:

- Halter
- Open Western Pleasure Horse
- Open English Pleasure Horse
- Single Pleasure Driving (**may use men's OR women's – not both**)
- Trail (**may use Adult or Youth – not both**)
 - Walk/Trot & In-hand Trail combination is **NOT** a qualifying class
 - In-Hand Trail age horse 2 and under in **NOT** a qualifying class
- Draft - Log Skid Single (may use Men's or Women's – **NOT** Both)
- Drive & Ride
- Jumping
- Obstacle Course
- Games

Andrew Hinrichs is the organizer of these awards and will be keeping track of the point system, if you have any questions regarding – please contact Andrew at:

Andrew Hinrichs
Hinrichs Farms
24853 Aurdal River Rd.
Fergus Falls, MN 56537
701-238-1974
fjordguy@hotmail.com

This page left intentionally blank

**Versatility Award
Blue Earth, MN
2010**

If you are intending on competing for the Versatility Award, **you must complete this form and return to Andrew Hinrichs prior to the start of the show.** Please choose which of the following classes you will use for points towards your total. These choices **CANNOT**, and **will not be changed throughout the show.** You may use as little as one, or as many as all ten divisions to count towards your over-all points. However, you may only use ONE class within each division. For those classes in which you have a choice, please mark which specific class (using class title & number) you will be using for points. Please also name the exhibitor showing in that class. Points awarded for placings will be adjusted according to the number of participants in each class.

Horse: _____

Owner & Phone Number: _____

Owner Address: _____

Farm Name (If applicable): _____

Halter: Mares OR Broodmares OR Geldings OR Stallions (Excludes "Get of Sire", "Produce of Dam", and all Showmanship classes)

Class Title: _____

Class #: _____

Exhibitor Name & Number: _____

Western Pleasure: Adult OR Youth

Class Title: _____

Class #: _____

Exhibitor Name & Number: _____

English Pleasure: Adult OR Youth

Class Title: _____

Class #: _____

Exhibitor Name & Number: _____

Single Pleasure Driving: Men's OR Women's

Class Title: _____

Class #: _____

Exhibitor Name & Number: _____

Ride & Drive

Class Title: _____

Class #: _____

Exhibitor Name & Number: _____

Draft: Men's Log Skid OR Women's Log Skid

Class Title: _____

Class #: _____

Exhibitor Name & Number: _____

**Versatility Award
Blue Earth, MN
2010**

Page 2

Trail: Youth OR Adult

Class Title: _____

Class #: _____

Exhibitor Name & Number: _____

Jumping: Hunter Hack OR Low Hunter Over Fences

Class Title: _____

Class #: _____

Exhibitor Name & Number: _____

Obstacle Driving: Gambler's Choice OR Double Jeopardy OR Pick Your Route
(ADULT OR YOUTH)

Class Title: _____

Class #: _____

Exhibitor Name & Number: _____

Games: Plug Race OR Barrels OR Pole Bending **(ADULT OR YOUTH)**

Class Title: _____

Class #: _____

Exhibitor Name & Number: _____

Mail this form to:

Andrew Hinrichs

Hinrichs Farms

24853 Aurdal River Rd.

Fergus Falls, MN 56537

701-238-1974

fjordguy@hotmail.com

Youth & Adult High Point Awards

MWFHC Blue Earth, MN 2010

These awards are for the individuals who have placed the highest in the qualifying classes for their award. Points will be earned for each placing with points being adjusted according to the number of participants in each class. Individuals are NOT required to sign up for these awards. There will be a High Point and Reserve High Point award given for each division (Youth and Adult). If an individual is in more than one class within a division (obstacle driving and game classes), the highest point value earned in one of the classes in the division will be used. The awards will be presented after the entire show is complete and points can be calculated.

Classes to count towards the Youth High Point Award are as follows:

- Youth Equitation
- Youth Trail
- Youth Horsemanship
- Youth Showmanship 13-18
- Youth Showmanship 12 & under
- Youth Reinsmanship
- Youth Barrels OR Plug OR Pole Bending
- Youth Log Skid
- Youth Gambler's Choice OR Youth Pick Your Route (Not Double Jeopardy)
- Pleasure Driving Youth – Single or Team

Classes to count towards the Adult High Point Award are as follows

- Adult Equitation (English)
- Adult Trail
- Adult Walk/Trot
- Adult Horsemanship (Western)
- Adult Showmanship
- Adult Single Reinsmanship
- Adult Barrels OR Plug OR Pole Bending
- Adult Gambler's Choice OR Adult Pick Your Route (Not Double Jeopardy)

High Point Driver Award

MWFHC Blue Earth, MN 2010

This award is for the individual person who has placed the highest in the qualifying classes for this award. Points will be earned for each placing with points being adjusted according to the number of participants in each class. Individuals are NOT required to sign up for this award. There will be a High Point and Reserve High Point award given. If an individual is in more than one class in a division (such as the log skid), the higher points will be used. The awards will be presented after the entire show is complete and points can be calculated.

Classes that qualify for the High Point Driver Award:

- Team Pleasure Driving (Men's OR Women's)
- Reinsmanship Team
- Unicorn
- Log-Skid (Single Men's OR Single Women's OR Team)
- Single Pleasure Driving (Men's OR Women's)
- Single Reinsmanship (Adult OR Youth)
- Tandem
- Farm Hitch
- Four-Horse Hitch
- Gambler's Choice OR Double Jeopardy OR Pick Your Route

Midwest Fjord Horse Club Show Handbook

Due to the inherent risks of equine activities, the MWFHC is not liable for an injury to or the death of a participant in any equine activity using these rules. Participants is defined as exhibitors, judges, spectators, coaches, trainers, show staff, horses, pets, and anyone or thing on the grounds at the horse show. The MWFHC disclaims any responsibility whatsoever, due to negligence or otherwise, for any losses, injuries, or other claims arising out of the use of these rules.

The following rules/guidelines are designed for the classes provided at the Midwest Fjord Horse Club's, Horse Show held at Blue Earth, MN. The goal is to promote the versatility of the breed and to simplify the process to allow all exhibitors to enjoy this show experience safely.

Definitions

Adult – an individual who has reached their 19th birthday as of January 1st of the current competition year.

Youth - an individual who is 18 years of age or under as of January 1st of the current competition year.

Green Horse – a horse in their first year of showing in accordance with division rules.

Maiden Horse – a horse, which as not won 1st or 2nd in accordance with division rules.

Novice – an **individual person** that has **never won first place** in a novice class.

Open - a class that contains all horses of any age, size or sex, regardless of previous awards received, in accordance with division rules. There is no qualification for the rider, driver or handler except as specified in division rules for the particular category or level of classes.

General Rules

- 1) **All entrants are responsible** for understanding the Rules/Guidelines as set forth.
- 2) **NO ONE, except for the Show and Executive Committee** are allowed to be on the fair grounds until Saturday AM, July 17th 2010.
- 3) **Safety is the primary concern at this show.** Unsafe behavior by the horse or handler will not be tolerated.
- 4) No cross entries are allowed. Once a horse/rider combination enters a walk/trot class they may not enter a class requiring a canter. **The same horse** may show in a canter class if ridden by a different rider.
- 5) Mandatory Coggins for all horse entered in the show in accordance with the state regulations for the state where the show is held.
- 6) Gate holds may be called for necessary equipment or animal changes. Gate holds must be requested prior to the class call and are to be **no more than 5 minutes**. Once a class has been called, the time for gates holds expires, judging has commenced and no exhibitor can enter the class.
- 7) If an individual wants to sign up for a class that they did not register for, they may do so **ONLY** at the beginning of each day **BEFORE** the show starts.
- 8) Show management reserves the right to split, combine or cancel classes.
- 9) The announcer will call stopping a class due to weather conditions.
- 10) **NO COACHING** from the rail. Any competitor will not be placed if coached from the rail.
- 11) **Good sportsmanship, manners and clean language are to be adhered to, to keep in good standing with the MWFHC.**
- 12) The judge's decision is final.

General Rules – Safety

- 1) Stallions may not be shown, handled or cared for by any person 18 years of age or younger.
- 2) Under no circumstances shall a bridle be removed from a horse while it is hitched to a vehicle.
- 3) A horse must never be left unattended or tied to anything while hitched to a vehicle.
- 4) While driving, a whip should be held at all times, except in the Draft division classes where a whip is not allowed.
- 5) All exhibitors must wear leather footwear with heels; ASTM/SEI Helmets for adults are strongly encouraged for all divisions. ASTM/SEI Helmets for Jr. Jr. Youth, Jr. Youth and Youth are required.
- 6) A header will be available for each turnout at ringside or on board with the driver for assistance. In Multiple classes (Pairs/Teams, Tandem, Four up/Four in Hand) a groom is recommended, but not required.

Barn Rules

- 1) No smoking in the barns.
- 2) No hitching of horses to vehicles in the barns.
- 3) No riding of horses in the barns.
- 4) All effort should be made to keep aisle ways and doorways clear to afford traffic flow through the show.
- 5) On the final day of the show or when you leave, all manure must be piled outside your horse's stall. This includes the stalls on the outside walls **and the inner group of stalls (all metal stalls)**.

General Rules – Youth Rules

- 1) Must be accompanied by an adult while driving a horse.
- 2) Must wear an approved ASTM/SEI helmet while riding and/or driving in the ring AND on the show grounds.
- 3) Must wear appropriate foot wear while riding and handling a horse.
- 4) Lead Line class the horse must wear a halter under the bridle.
- 5) An Adult must be available to the youth exhibitor for assistance.
- 6) Under no conditions will a youth handle, care for, ride or drive a stallion.

Recommendations – Attire

Draft - Protective shoes, long pants and shirt required. Jacket and hat are optional. Whips are not allowed.

Driving - Gentlemen should wear a coat or jacket, unless specified otherwise in the class list. **Ladies** should wear a conservative dress, tailored suit, or slacks, unless specified otherwise in the class list. Floppy hats are discouraged. Unless specified otherwise, the driver shall wear a hat, an apron or knee rug, and gloves, except these items are optional for draft turnouts.

English - English and Hunter riders should wear coats of any tweed or Melton, breeches or jodhpurs, and boots or half chaps and leather paddock boots. Protective headgear, hunt cap, or derby is required. Spurs, crops, or bats are optional. When permitted to ride without jackets, riders may wear long or short sleeved riding shirts with choker or ties.

Western - Western riders should wear Western hat or helmet (youth required), long-sleeved shirt with any type collar, trousers or pants, and boots. Long-sleeved shirts are traditional and preferred, but when permitted by the show committee or judge due to weather conditions, short-sleeve shirts are equally acceptable. Chaps, shotgun chaps, and spurs are optional.

Recommendations – Tack

Draft - Collar and hame draft harness to be used. Bits - any kind & type of riding snaffle or other types of traditional driving bits are allowed. Side check reins and open bridles are permitted. Whips are not allowed.

Driving - Driving harness, leather or synthetic materials. Either breastplate or full collar style. Bits - any kind & type of riding snaffle or other types of traditional driving bits are allowed. Side check reins and open bridles are permitted. Whip in hand is required, unless driving multiples, such as Unicorn or 4 horse hitch.

Riding (English/Western) – appropriate saddle and bridle for the class you are entered into, breast collar (English/Western) and rear cinch (Western) are optional. Split or romal reins are allowed. Silver adornments of any kind are not required.

Movement

The way of going for the Fjord Horse is straight and true with good forward movement. The gaits are well balanced, with a regular cadence and a length of stride where the hind hoofprint oversteps the front hoofprint at the walk and trot.

Walk: The Fjord Horse will be eager and efficient, moving in a four-beat cadence.

Trot: A true two-beat diagonal gait. Being a powerful gait, the trot demonstrates the characteristic traits of speed, comfort and athletic ability. The trot comes naturally, and is the most favored gait of the horse.

Canter: Should be balanced and free with good forward movement.

Class Descriptions

Halter – All horses shown in halter must be NFHR or CFHA registered or pending registration. Horses to be shown in hand at a walk and trot at the judge's directions. Horses may be shown in halter or bridle.

Mares - To be judged in order of importance: type, conformation, suitability as a breeding animal, quality, manners, movement, substance, and presence.

Stallions - Stallions must be shown by an adult (18 years or older), in bridle or halter with a stud chain. To be judged in order of importance: type, conformation, suitability as a breeding animal, quality, manners, movement, substance, and presence.

Geldings - To be judged in order of importance: type, conformation, quality, manners, movement, substance, and presence.

Produce of Dam - Two offspring out of the same Dam to be presented in hand.

Get of Sire - Three offspring by the same stallion to be presented in hand.

Showmanship - handlers shall be judged on their ability to present the horse. Handlers to show their horses over a pattern chosen by the judge. The pattern will be posted at least one hour prior to the class. Handlers may show in English or Western attire, gloves are optional and coats may be excused by the judge. Horses may be shown in halter or bridle. To be judged in order of importance: showmanship (showing, leading, poise, alertness, and attitude) and presentation (grooming and conditioning).

Halter Class List – will be divided up during the course of the show* -

Yearling – Colts/Fillies/Geldings	Grand & Reserve – Mares/Gelding/Stallions
2 & 3 years olds – Geldings/Mares/Stallions	Get of Sire
4 & 5 years olds – Geldings/Mares	Produce of Dam
4 years & over – Stallions	Showmanship – Adult/Youth
6 & over – Geldings/Mares	Lead Line – 7 years and under
Broodmares	* classes will be broken out by gender

Pleasure Driving - Entries are judged on the suitability of the horse to provide a pleasant drive. To be shown both ways of the arena at a walk, slow trot, working trot, strong trot (at the discretion of the judge). To stand quietly and to rein back. To be judged 70 % on performance, manners and way of going of the horse (s); 20% on the condition and fit of the harness and vehicle; 10% on neatness of attire.

Green Horse - Open to horses in their first year of showing in the particular performance division. Consideration is given to the “green” and inexperienced horse.

Novice Man and Woman - Open to individuals that **have never won first place in a Novice class.** Consideration is given to the individual new to this particular performance.

Maiden Horse - Open to horses which have not won 1st or 2nd in a Pleasure Driving Class other than Green Horse – Single Driving.

Pleasure Driving Turnout - Entries are judged on the performance and quality of the turnout. To be shown both ways of the arena at a walk, slow trot, working trot and strong trot. (at the discretion of the judge). To stand quietly and to rein back. To be judged 70% on the condition, fit and appropriateness of harness and vehicle, neatness and appropriateness of attire, and overall impression; 30% on performance, manners and way of going of the horse (s).

Tandem - To be shown at the walk, slow trot and working trot, and to stand quietly. Tandem shall not be asked back, except at the judges discretion in case of a work off. To be judged on performance, presence, quality, manners and matching.

Team - To be shown at the walk, slow trot and working trot and to stand quietly and to back. To be judged on performance, presence, quality, manners and matching.

Unicorn - To be shown at walk, slow trot and working trot. To stand quietly. At judges discretion to back. To be judged on performance, presence, quality manners and matching.

Four Horse Hitch - To be shown at a walk, slow trot and working trot at judge's discretion, To stand quietly and back. To be judged on the ability to work as a unit with evenness, performance, presence, quality, manners and matching

Pleasure Driving Class List – will be divided up during the course of the show* -

Single Pleasure Driving Turnout	Pleasure Driving Youth – Single Or Team
Single Pleasure Driving, Men/Women/Novice Man & Woman	Tandem
Single Pleasure Driving - Maiden Horse/Green Horse	Unicorn
Team Pleasure Driving, Men	Four Horse Hitch
Team Pleasure Driving, Women	* classes will be broken out by gender or division

Reinsmanship Driving Divisions - Entries are judged on the ability and skill of the driver. To be shown at a walk, slow trot, working trot, and strong trot (at the discretion of the judge). Driver required to rein back. Either the Achenbach or any two handed method of handling the reins are acceptable. Some drivers may be chosen to be worked at any gait requested by the judge and may be asked to execute a figure eight and/or perform other appropriate tests. To be judged: 75% on handling of reins and whip, control, posture and overall appearance of driver; 25% on the condition of harness and vehicle, and neatness of attire.

Reinsmanship Driving Class List – will be divided up during the course of the show

Adult Single Reinsmanship
Youth Single Reinsmanship (Must be accompanied by an adult)
Team Reinsmanship

Drive & Ride - To be judged 50% on performance, manners, way of going (horse) and suitability in harness; 50% on performance, manners, way of going (horse) under saddle. After the driving section, only two grooms/assistants are allowed to assist with the unharnessing and saddling. Horses are to remain in line until the last person has tacked up their horse and mounted.

Single horse to be shown in two concurrent sections by the same OR DIFFERENT driver/rider:

- A) In Harness: To be shown as a pleasure driving class both ways of the arena at a walk, slow trot, working trot and strong trot (at the discretion of the judge). To stand quietly and rein back.
- B) Under Saddle: To be shown both ways of the arena (English or Western) at a walk, trot (jog), canter (lope). To stand quietly and rein back.

Obstacle Driving Division - The width of the obstacle shall be: The width of the widest vehicle in the class with six inches added on each side.

Gamblers Choice - To be driven at a trot over a course of obstacles each carrying a point value. Open to singles or pairs. Each driver has the same amount of time to navigate as many obstacles as possible within the time frame – in any order from any direction. Each obstacle may be driven twice but not in succession. No points will be awarded for an incorrectly completed obstacle. A signal will sound at the end of the allowed time and the driver must exit through the finish line where the total will be recorded. If the signal sounds when the competitor is committed to an obstacle, the competitor may complete the obstacle and receive the appropriate points. Placing determined on a high score basis, In the event of a tie the best time wins.

Pick Your Route - Open to singles or pairs, this is a timed event driven at a trot over a course of obstacles with no set route. After passing the start line the exhibitor shall proceed through each pair of cones choosing their own route to the finish line. Penalties: Knocking down a ball: 5 seconds. Break to a canter: 5 seconds (4th break is elimination). Fastest – clean time determines the winner. The start line and finish line can be traveled through from any direction.

Double Jeopardy - To be driven at a trot and timed over a course of numbered obstacles by an entry consisting of two drivers. Open to singles or pairs. After passing the starting line, the first driver shall proceed through each obstacle to the designated finish line. At this point the reins are passed to the second driver who must drive the course in reverse order. Penalties: Knocking down a ball 5 seconds. Break to a canter: 5 seconds (4th break is elimination). Fastest- clean time determines the winner.

Obstacle Driving Class List – will be divided by during the course of the show

Gambler's Choice
Pick Your Route
Double Jeopardy

Draft Division - Harness and attire shall be suitable for this type of vehicle or activity. Over check reins and Martingales are not permitted. Side check reins and open bridles are permitted. Whips are not allowed.

Log Pull/Skid – Limited/Men/Women and Team - Entries to pull log both directions through five cones set 6 inches **more than the log** provided for the event, while staying within 30 foot boundary lines. Timed Event. Penalties of 5 seconds for touching cones and 2 seconds for going outside of boundary lines. Best clean time wins. The use of driver's body or any other artificial devices to maneuver the log is not permitted. **For the Men/Women/Team classes ONLY**, there will be an additional requirement at the end of the course. You will be required to stop the end of the log as close as you can to a line drawn at the end of the course. Penalties will added depending on # of inches over or under the line, a penalty of **(2)** seconds per inch will be added for going over and **(1)** second per inch will be added for going under. **The Limited** class is open to men, women and youth who are a novice and new to log skid, you will not be required to stop the log on the line drawn at end of course. Course adjustments will be made.

Farm Hitch/Obstacle - **All participates will use the same wagon.** A team of horses and driver on foot to enter arena through "in gate", proceed to wagon, hitch unassisted, proceed through obstacles #s 2-6 (see map for complete description of obstacles and what needs to be done), once obstacles are completed, proceed back to hitching area and unhitch without assistance, exit out the "out gate". An additional person is required to ride in back of wagon for safety purposes. They are not to touch lines/unless horses go to take off, nor can they coach driver. Placing determined on a high score basis, in the event of a tie the best time wins.

Farmers Race – This is an elimination event using teams of horses, stone boats and bales of straw. Two Teams consisting of a Driver & Swamper will compete against each other through a course of cones, picking up & unloading bales of straw. The first team across the line wins the heat. ***If you need a swamper, please let us know.***

Draft Class List – will be divided up during the course of the show

Single Log Skid Youth	Team Log Skid
Single Log Skid Women	Farm Hitch/Obstacle
Single Log Skid Men	Farmer's Game Race

Riding Division -

Adult/Youth Walk/Trot - Horses are to be worked both ways of the arena at a walk and trot (jog) in a relaxed manner without undue restraint. May be asked to back at judge's discretion. This class may be shown under English or Western tack. Riders competing in this class may not enter any class requiring the canter (lope). To be judged on manners, willingness, suitability to purpose and smoothness of transitions.

Green Horse Walk-Trot - two classes – one western, one English. Open to **horses** in their **first year** of show ring experience under saddle and never been in a performance class requiring a canter (lope). Horses to be worked both ways of the arena at a walk and trot (jog) in a relaxed manner with out due restraint. may be asked to back at judge's discretion. may be shown English or Western. Western horses shown in a snaffle may use two hands, western horses shown in a leverage bit must be neck reined. Horses competing in this class may not enter any riding class that requires a canter (lope).

Dressage Suitability – to be shown with light contact at the walk, trot and canter both ways of the ring. Judged on the quality of gaits, balance, presence and manners. Horses may be asked to lengthen the stride at the trot (i.e. extended trot) and or any other gaits or movement that would help a judge decision the suitability of the horse. Horses are judged and placed for the horse most suitable for dressage. Ridden English, only legal dressage bits allowed.

Hunter Hack - To be shown at a walk, trot and canter both ways of the arena, with additional individual work over two cross rail fences not to exceed 18 inches. Horse may be asked to hand gallop individually and back. To be judged on performance, suitability, manners and way of going (horse).

Low Hunter Over Fences - A pattern will be set with jumps not to exceed 2 ft. The horse will be judged on suitability as a field hunter. To show cadence and willingness to perform quietly over fences and on the rail.

English Pleasure Horse - To be shown at the walk, trot and canter both ways of the arena and to back. Extension of the trot and a hand gallop may be asked for upon the discretion of the judge. Horse is to be judged on performance, suitability, manners and movement

Western Pleasure Horse - To be shown at the walk, jog and lope both ways of the arena and to back. Horse shown in a snaffle bit may be shown two handed, all horses shown in a leverage bit must be ridden with one hand on the reins.

Adult/Youth Horsemanship/Equitation - To be shown at a walk, trot (jog), canter (lope). To stand quietly and rein back. Participants may be asked to perform a pattern. Rider to be judged on seat, hands and legs and overall appearance and partnership of horse/rider.

Youth Lead Line - Shall be shown at a walk only, with an adult leading the horse. To be judged on seat, legs, hands and overall appearance. Riders in this class may not compete in any other riding classes. A halter must be worn under the bridle. Riders must wear an approved ASTM/SEI helmet.

Riding Class List – will be divided up during the course of the show

Adult walk/trot	Low Hunter Over Fences	Youth Horsemanship/Equitation
Green Horse walk/trot	English Pleasure Horse	Youth Walk/trot
Dressage Suitability	Western Pleasure Horse	Lead Line
Hunter Hack	Adult Horsemanship/Equitation	

Trail Division –

Adult Trail - To be judged over an obstacle course of which will be posted in the MWFHC Show packet. The primary judged aspect of this class is to show your horses willingness to navigate an artificial trail environment. Obstacles may include opening a gate, going over a bridge and other "obstacles" seen while trail riding. Suitability to purpose and willingness are the main criteria in this class division. Horses will be asked to walk, trot (jog) and canter (lope) and back in accordance where noted on the obstacle course.

Youth Trail (Open to all Youth 18 & under) - To be judged over an obstacle course of which will be posted in the MWFHC Show packet. The primary judged aspect of this class is to show your horses willingness to navigate an artificial trail environment. Obstacles may include opening a gate, going over a bridge and other "obstacles" seen while trail riding. Suitability to purpose and willingness are the main criteria in this class division. Horses will be asked to walk, trot (jog) and canter (lope) and back in accordance where noted on the obstacle course.

Walk/Trot & In Hand Combination Trail - To be judged over an obstacle course of which will be posted in the MWFHC Show packet. The primary judged aspect of this class is to show your horses willingness to navigate an artificial trail environment. Obstacles will closely resemble the Adult and Youth Trail class; however there will **not** be a canter aspect and a portion of the obstacles will be performed in hand.

In Hand Trail (horses age 2 and under) - To be judged over an obstacle course of which will be posted in the MWFHC Show packet. The primary judged aspect of this class is to show your horses willingness to navigate an artificial trail environment. **All** obstacles will be performed in hand.

Trail Class List – will be divided up during the course of the show

Adult Trail
Youth Trail (18 & Under)
Walk/Trot & In Hand Combination Trail

Gaming Classes – Open to all ages

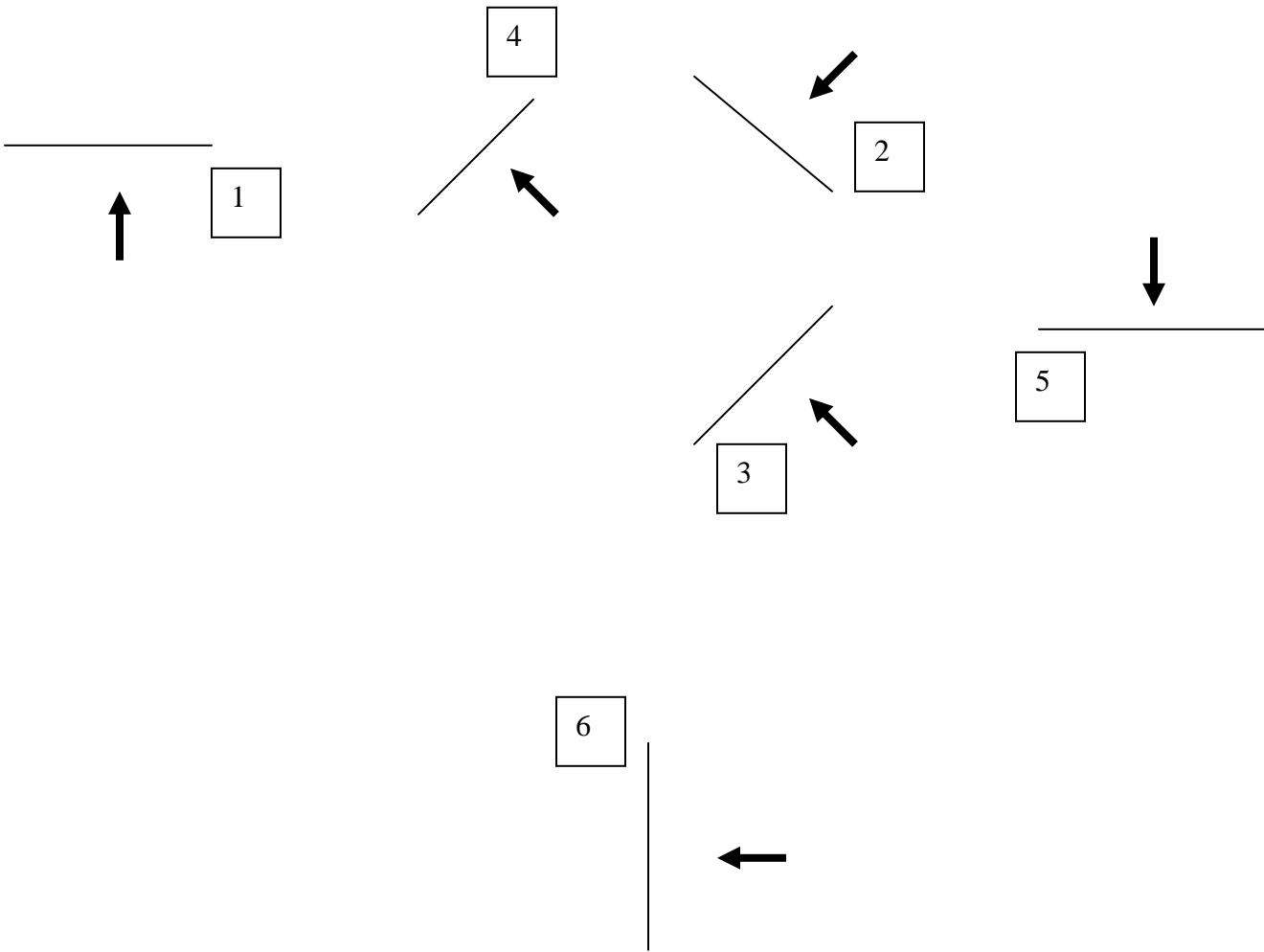
Ride A Buck
Barrels
Plug Race
Pole Bending

Costume Classes –

Adult Costume Class - To be shown at a walk. The exhibitor can ride or lead the horse. The exhibitor and horse are in costume. A team of two or more exhibitors and/or horses may enter under one number. To be judged on creativity and originality.

Youth Costume Class - To be shown at a walk. The exhibitor can ride or lead the horse. The exhibitor and horse are in costume. A team of two or more exhibitors and/or horses may enter under one number. To be judged on creativity and originality.

Low Hunter Over Fences
(See Class description)



This page left intentionally blank

Gambler's Choice Obstacle Descriptions 2010:

Back & Drop (50 pts single, 75 pts team): Drivers must back into the "dock" such that their back tires cause the bar to drop to the ground completely, and then proceed forward to exit the obstacle. The sides of the dock must also remain in place and undisturbed. If driven correctly the bar will be reset to the original position once the driver proceeds.

Horse Through Poles (50 pts): Drivers must drive so that their horse's feet travel between the poles without the horse stepping on either pole or the wheels hitting either pole. This obstacle may be entered from either direction. The poles will be set with an 18 inch distance (inside measurement edge to edge) between poles.

Drive Over Railroad Tracks (50 pts): Drivers must drive their horses and cart over the tracks (perpendicularly) from one side to the other. It may be driven from either direction. All wheels of the cart or wagon must go over the tracks. Cones will mark the sides. (The tracks will consist of a series of four poles)

Cone Weaving (40 pts): Drivers must weave through the line of cones from one end to the other (similar to pole weaving/bending). **All** tennis balls must remain on the cones for points to count. Drivers may begin from either direction on either side. When completed correctly, at least a two loop serpentine will be made. A "complete" start and finish loop is not necessary.


Ball Drop (20 pts): Drivers are to knock the ball off of the cone using their driving whip. If some portion of the horse or cart knocks the ball off, **it is not correct** and will not be reset. If knocked off correctly with the whip, the ball shall be reset.

Drive Through L (40 pts): Drivers must drive through the L from either direction without dislodging any of the logs.

Drive Through Tunnel (75 pts): Drivers must drive completely through the tunnel, in one end and out the other, from either direction. (The tunnel will consist of two solid sides, but not a roof portion)

Map on back of this page

**Gambler's Choice
2010**




**Back & Drop
50 pts Single
75 pts Team**


**Horse Through Poles
50 pts**



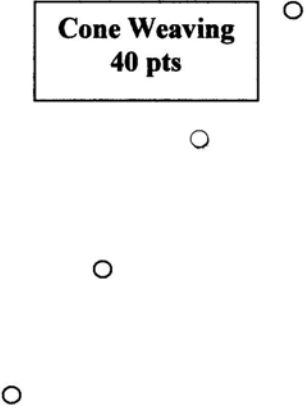
**Drive Through Tunnel
75 Pts**



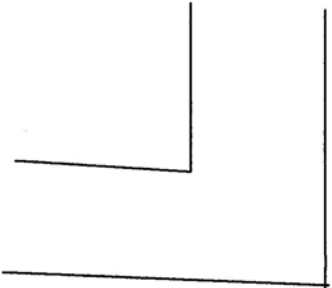
**Drive Over
Railroad Tracks
50 pts**



**Cone Weaving
40 pts**



**Drive Through L
40 pts**



**Ball Drop
20 pts**



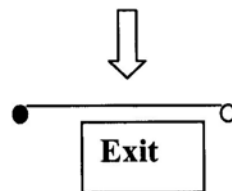
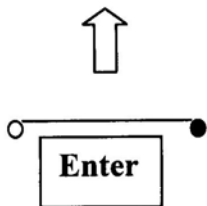
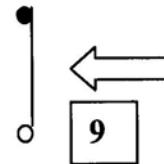
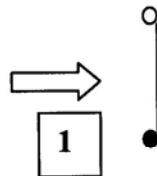
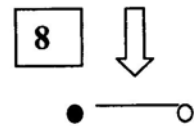
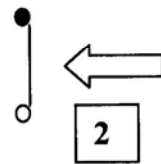
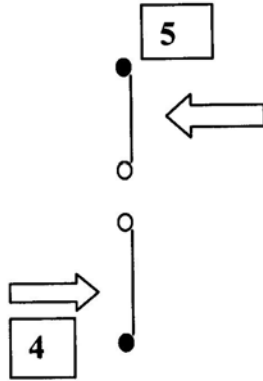
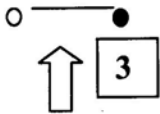
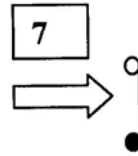
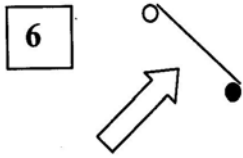
Enter



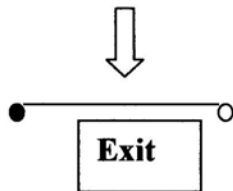
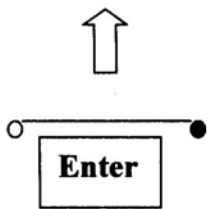
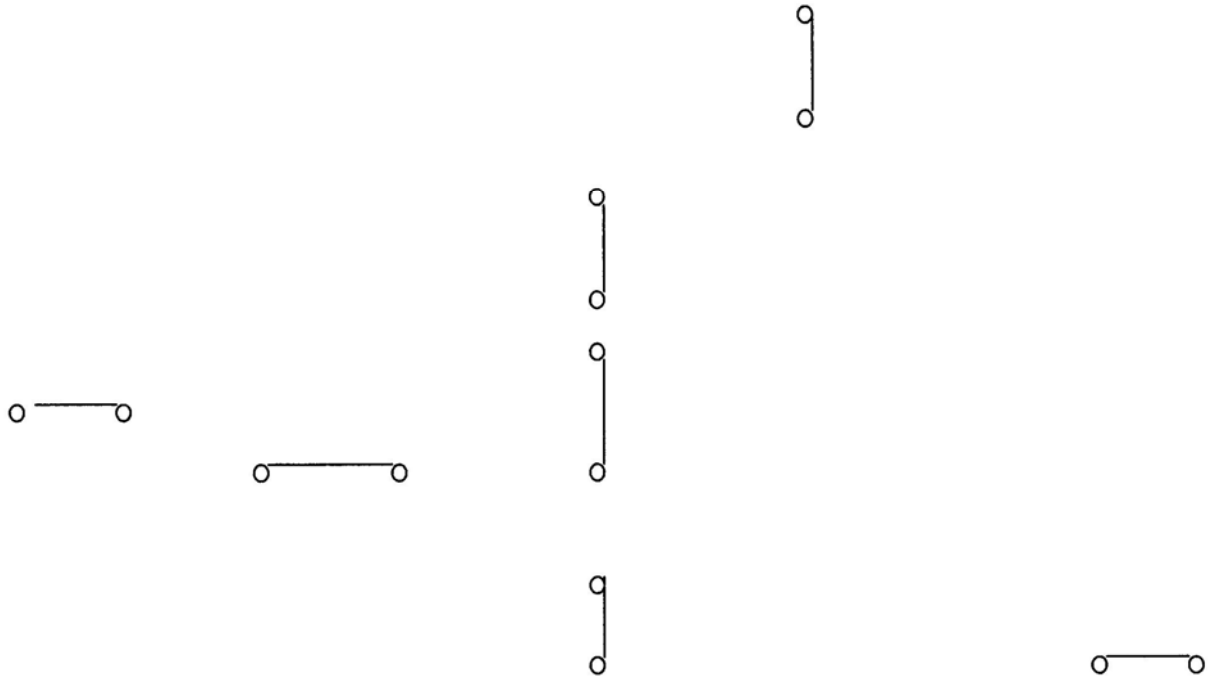
Exit



Double Jeopardy
2010



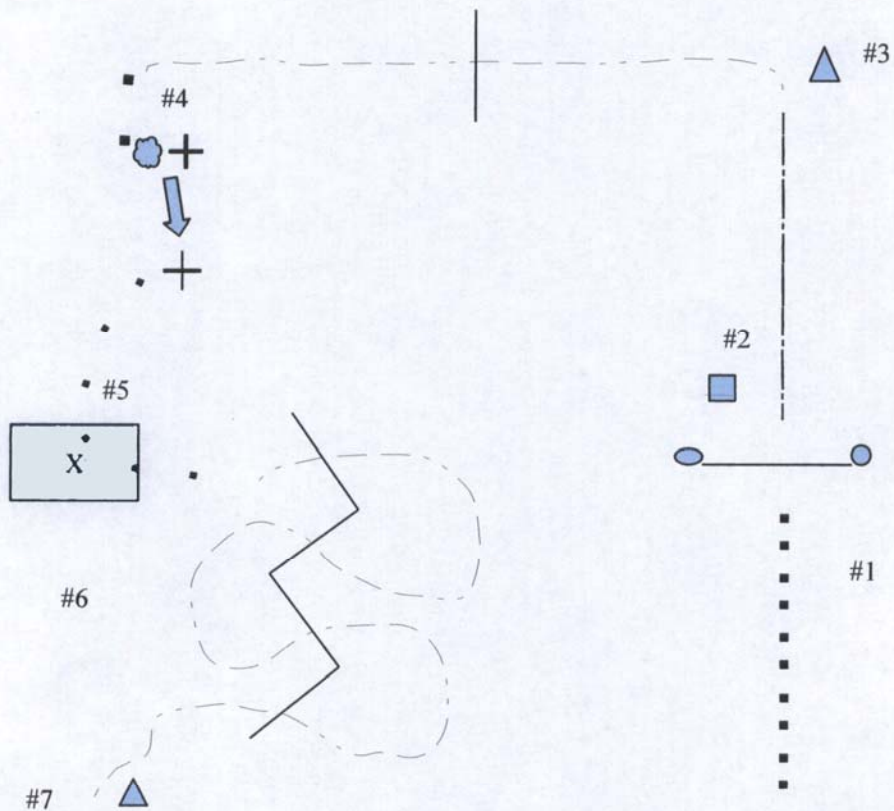
Pick Your Route
2010



In-Hand & Walk Trot Combination Trail Class

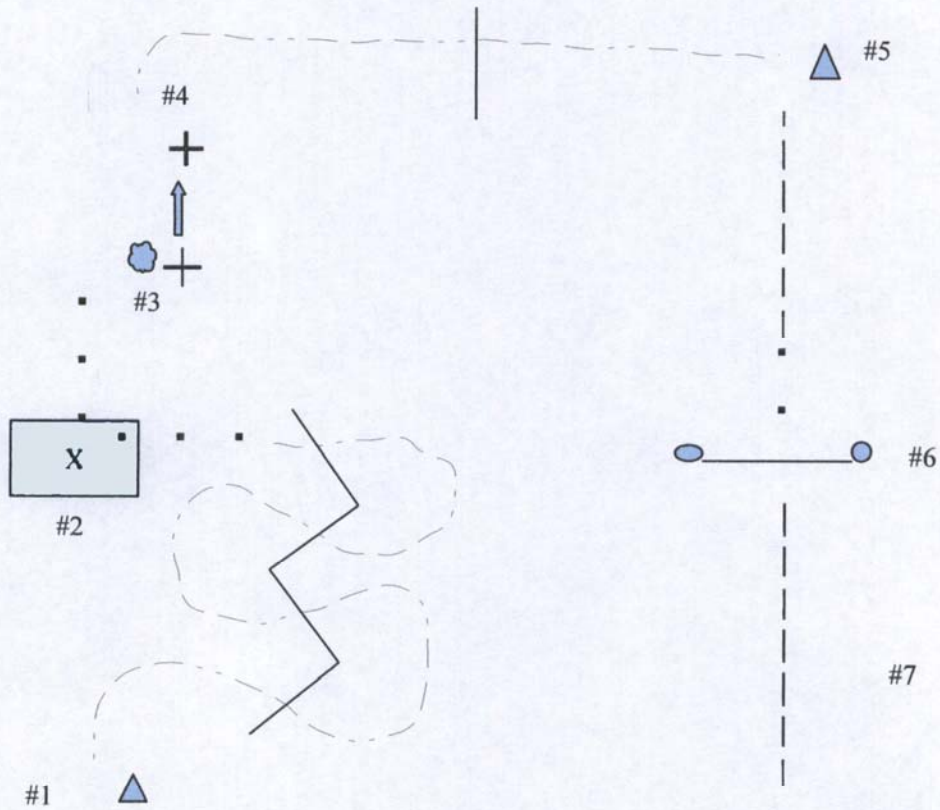
In-Hand

1. Approach the gate at a walk and proceed to open and close the gate (safest and most efficient).
2. Proceed to mount (may use a mounting block). Once mounted, proceed at a trot to the cone.
3. Continue to trot over the pole as indicated.
4. Approach the raincoat at a walk. Move the raincoat from post 1 to post 2.
5. Proceed at a walk and approach the tarp. Walk onto the tarp and halt for 5 seconds.
6. Proceed at a walk and then trot over the poles as indicated.
7. Halt at the cone. Exit the arena at a walk.



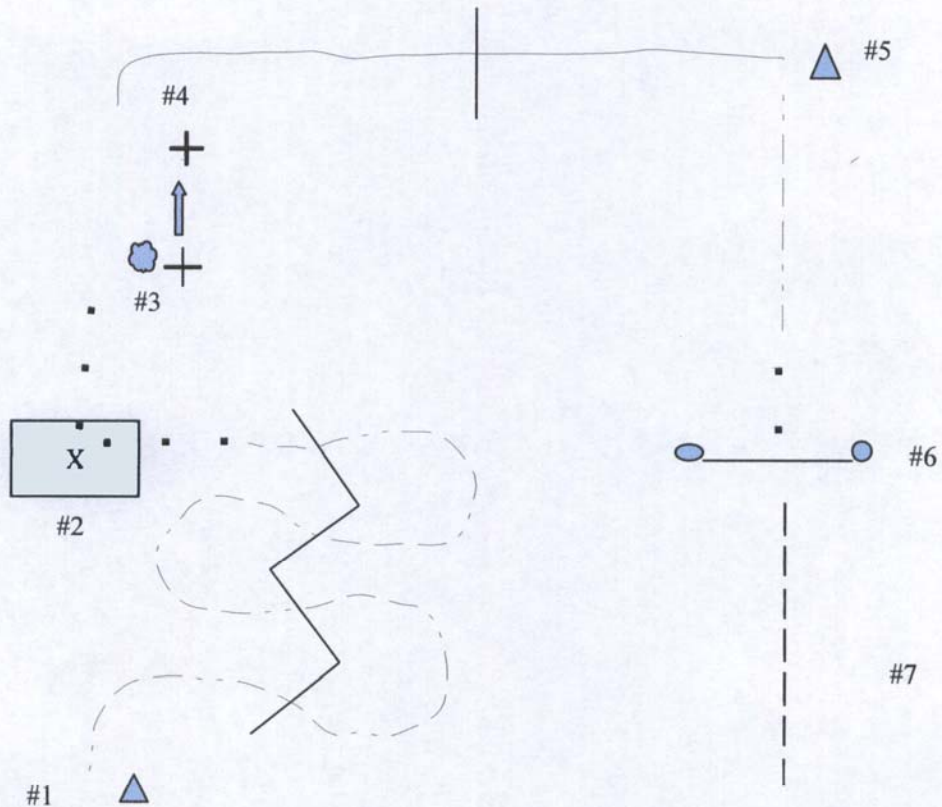
Youth Trail Class

1. Enter ring and proceed at a trot through the poles as indicated.
2. Break down to a walk, and proceed onto the tarp. Halt for 5 seconds.
3. Proceed to the raincoat. At a walk, move the raincoat from post 1 to post 2.
4. Proceed at a trot and go over the pole as indicated.
5. Halt. Proceed at a trot towards the rope gate.
6. Approach the gate at a walk and proceed to open and close the gate (safest and most efficient).
7. Exit arena at a jog.



Adult Trail Class

1. Enter ring and proceed at a trot through the poles as indicated.
2. Break down to a walk, and proceed onto the tarp. Halt for 5 seconds.
3. Proceed to the raincoat. At a walk, move the raincoat from post 1 to post 2.
4. Proceed into a left lead canter and go over the pole as indicated.
5. Halt. Proceed at a trot towards the rope gate.
6. Approach the gate at a walk and proceed to open and close the gate (safest and most efficient).
7. Exit arena at a jog.



Farm Hitch Class Map



Green Giant

1. Hitch
2. Poles
3. Clothes Line
4. Tires
5. Chicken House
6. Docking
7. Unhitch

Bleachers and Arena Fence

